



CODEN [USA]: IAJ PBB

ISSN: 2349-7750

## INDO AMERICAN JOURNAL OF PHARMACEUTICAL SCIENCES

<http://doi.org/10.5281/zenodo.3667086>
Available online at: <http://www.iajps.com>

Research Article

### PROTECTION AND TOLERABILITY OF AZILSARTAN MEDOXOMIL IN RESPONDENTS WITH IMPORTANT HYPERTENSION

Dr. Naeem Aslam, Dr. Afaq Ahmed Malik, Dr. Anika Iram  
BVH Bahawalpur

Article Received: December 2019    Accepted: January 2020    Published: February 2020

#### Abstract:

*The current 58-week, level 4, open-label, two-partner, successive, non-randomized study assessed well-being and poor quality of inessential hypertension due to azelastine minoxidil (AZL-M) (baseline mean blood pressure 152/100 mmHg). Altogether focuses (n=4669) began taking 42 mg QD of AZL-M, the potency was increased to 80 mg QD at week 5, whenever they tolerated it. Starting at week 9, subjects could receive additional medications, starting with chlorthalidone 25mg QD (Cohort 1) or hydrochlorothiazide (HCTZ) 13.6-25mg QD, whenever necessary, to achieve BP targets. Unfriendly occasions (AEs) remained accounted for in 76.8% of subjects in general in both cohorts (74.9% Cohort 1, 79.6% Cohort 2). The most common AEs were drowsiness (15.4%), brain pain (10.5%), and exhaustion (8.3%). Transient increases in serum creatinine were increasingly common with add-on CLD. Systolic/diastolic blood pressure (cases observed at week 57) decreased by 26.3/19.5 mm Hg (cohort 1) and 25.3/18.8 mm Hg (cohort 2). Those outcomes show that AZL-M is durably effective and achieves a stable increase in blood pressure when used in combination with thiazide-type diuretics to treat target blood pressure. Our current research was conducted at Lahore General Hospital, Lahore from March 2018 to February 2019.*

#### Corresponding author:

Dr. Naeem Aslam, \*  
BVH Bahawalpur

QR code



Please cite this article in press Naeem Aslam et al., *Protection And Tolerability Of Azilsartan Medoxomil In Respondents With Important Hypertension.*, Indo Am. J. P. Sci, 2020; 07(02).

**INTRODUCTION:**

Azelastine medoxomil is an intense angiotensin II receptor blocker asserted for administration of hypertension, alone otherwise in combination with other antihypertensive agents [1]. At their highest dose (80 mg), AZL-M reduces blood pressure extra efficiently than Olmesartan and valsartan, at their maximum approved doses, without increasing hostile actions in a general hypertensive people through minor to direct hypertension [2-3]. Similarly, AZL-M (at a dose of 40 or 80 mg) is extra potent and preferable to ramipril, an angiotensin-converting enzyme inhibitor (ACEI), at a dose of 10 mg/day. Most hypertensive patients should be treated with different antihypertensive agents to achieve the goals of BP [4]. Co-administration of a renin-angiotensin blocker (RAS) through the diuretic is a typical, viable and prescribed way to treat hypertension. This is similarly essential to reflect safety, practicability and viability of AZL-M with otherwise deprived of thiazide-type diuretics over longest duration. This review provides long-term (56 weeks) practice with the use of AZL-M with expansion of CLD or HCTZ as a component of a routine approach to target blood pressure titration for cases through underlying hypertension [5].

**PATIENTS AND METHODS:****Study design:**

Transient increases in serum creatinine were increasingly common with add-on CLD. Systolic/diastolic blood pressure (cases observed at week 57) decreased by 26.3/19.5 mm Hg (cohort 1) and 25.3/18.8 mm Hg (cohort 2). Those outcomes show that AZL-M is durably effective and achieves a stable increase in blood pressure when used in combination with thiazide-type diuretics to treat target blood pressure. Our current research was conducted at Lahore General Hospital, Lahore from March 2018 to February 2019. It was one 58-week, stage three, open-label, multicenter concentrate designed to assess security and feasibility of AZL-M in focuses by underlying hypertension (ClinicalTrials.gov preliminary listing: NCT00695960). The review took place among March 2018 to February 2019 and comprised 7-day screening period, a 58-week open-label period, and a 7-day post-treatment follow-up call. The over-all of 670 qualified subjects were screened with one of two consecutive partners (screening began in 2007 for cohort 1 and 2009 for cohort 2), at 39 centres in United States (both partners) and Latin America (Chile, Mexico; cohort 1 only). The research remained accepted through institutional survey forms or morals boards and remained led in agreement through Declaration of Helsinki and the

rules of decent medical rehearsal. All subjects agreed to participate in the survey.

**Persistence of qualification:**

Men, or female themes 418 years old who remained either cure negative otherwise getting up to 3 antihypertensive operators remained qualified to be included in review. Themes without DM otherwise chronic kidney illness remained mandatory to have BPD<sub>95</sub>mmHg and <sub>120</sub> mmHg at the time of screening (day <sub>7</sub> and enrollment visit); these through DM or CKD were required to have BPD<sub>85</sub>mmHg and <sub>109</sub>mmHg. Subjects were required to have medical facility assessments (counting medical science, hematology and comprehensive urinalysis) inside situation ranges for testing laboratory assessment, unless outcomes remained considered non-clinically critical through specialist.

**Well-being and suitability assessments:**

Estimates of central blood pressure were occupied at each visit <sub>24</sub> h after last serving and before the dosage or blood set. Either the standard mercury sphygmomanometer or a computerized, aligned blood pressure gadget was used, as was a properly sized cuff. In the event that the auscultation technique was used, BSP and BPD were estimated separately in Korotkoff Phase I and Phase V. Every effort has been made to institutionalize verification statements for the central RAP (19).

**Statistics:**

The main aim of the current review remained to assess well-being and feasibility of AZL-M cure for up to 58 weeks in foci through baseline hypertension. The data set from the review was applied for the viability and security study, including all subjects with at least part of the study prescription. For safety and viability, information was presented by cure established (AZL-M only, AZL-M in addition to CLD or AZL-M in addition to HCTZ). The translation of those synopsis outcomes must take into account the presentation distinctions between drugs, as diuretics must be included from week 10 onwards.

**RESULTS:**

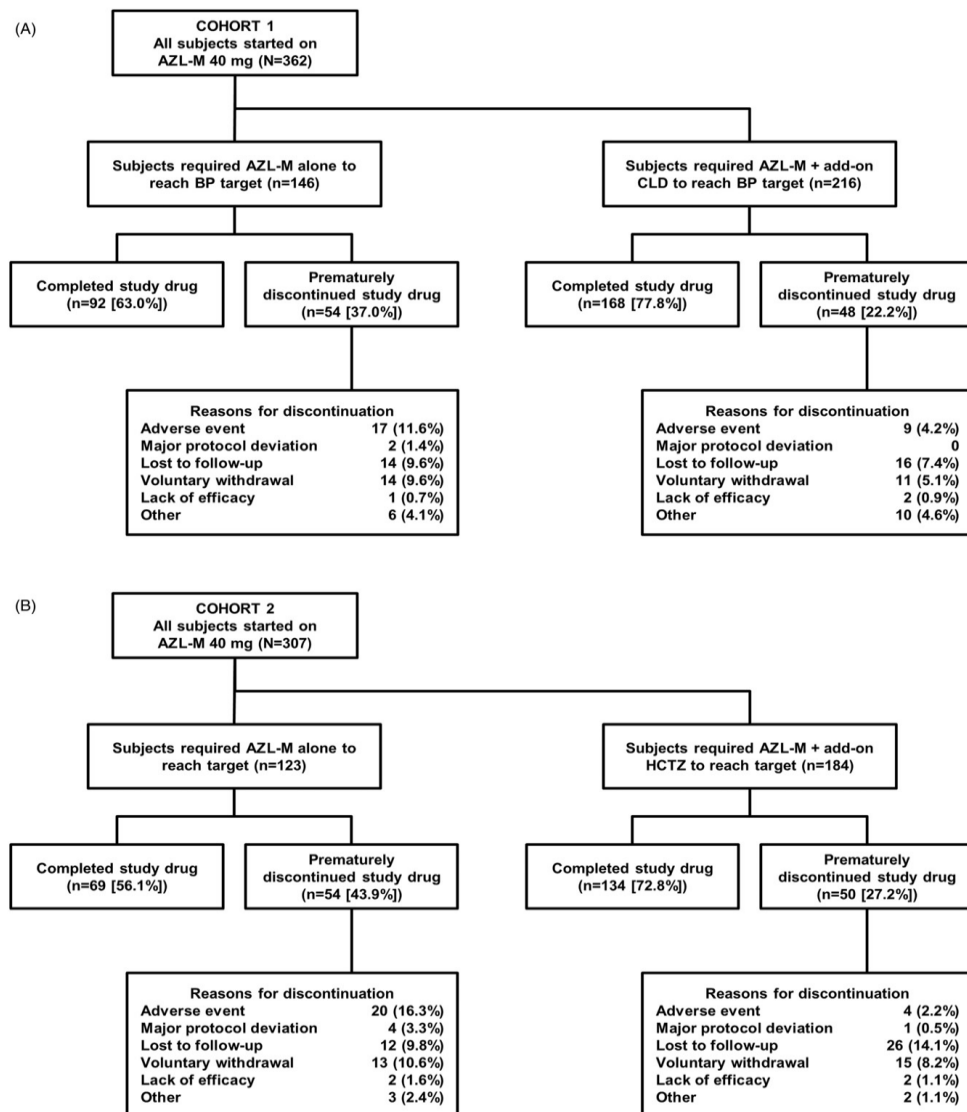
The over-all of 1045 themes remained reviewed and 670 themes pass in cure phase. Segment and standard qualities were commonly compared in the two partners, excluding that themes in Cohort 1 were more established (Table 1). Most subjects (66%) were 46 to 66 years of age, 12% were 66 years of age, also 16% were diabetic. Nearly 66% were white and about 33% were Lahore population. During the review, <sub>60</sub>% of subjects required extension of CLD

(Cohort 1) or HCTZ (Cohort 2) to their AZL-M treatment (Table 1). Subjects requiring extended diuretic treatment by CLD or HCTZ had a developed mean SBP/DBP at the standard level and a higher proportion remained in Lahore

population (Table 1). The mean period of cure remained 318 days, and most focusses (84%) received at least 7 months of treatment with AZL-M (72% received at least 14 months of treatment).

**Table 1. Demographic and starting point features.**

Parameter	By treatment			By cohort		
	AZL-M+CLDb	AZL-M+HCTZb	AZL-Ma	Cohort 1	Cohort 2	p value
N	218	266	187	304	365	
Female	85 (46.2)	136 (50.6)	96 (44.4)	173 (47.8)	144 (46.9)	
Males	120 (55.6)	99 (53.8)	) 133 (49.4)	163 (53.1)	189 (52.2)	
Age	49.9±10.4	51.0±10.0	53.9±10.7	50.1±10.3	53.0±10.7	50.002
BMI	33.1±7.7	33.2±7.0	33.2±7.6	33.1±7.2	33.3±7.7	0.756



**Figure 1. Theme disposition in Cohorts 1 (A) and 2 (B).**

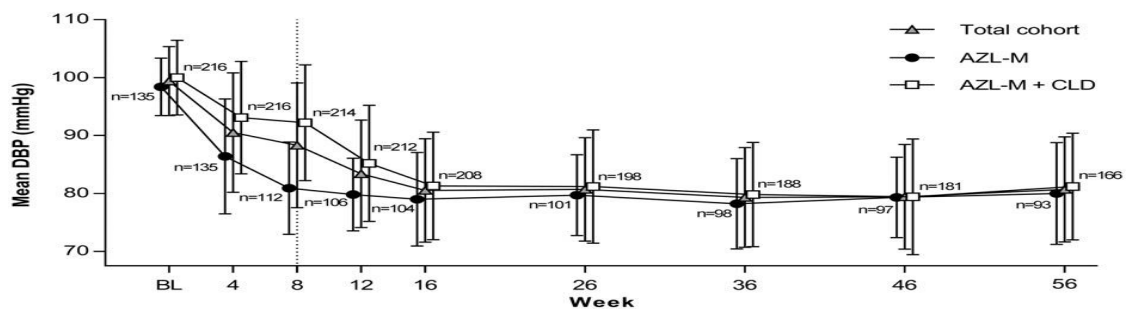
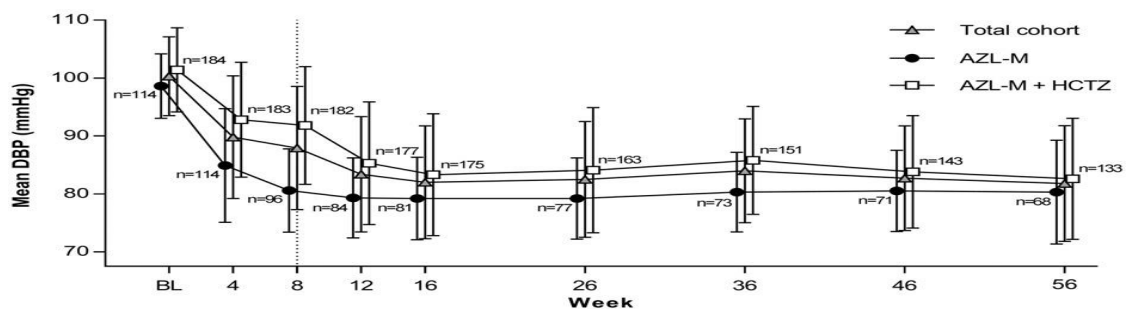
**Adequacy:**

In general, the mean central GWP for all subjects with an estimate of post-calibration GWP in either Cohort 1 or Cohort 2 remained advanced in themes who then essential an additional CLD (Cohort 1) or HCTZ (Cohort 2) to attain the contrasting target BP and in themes who obtained AZL-M alone (Table 1; Figure 2A and B). At Week 10, general decrease in central BP with AZL-M (primarily additional CLD or HCTZ) was smaller in subjects who subsequently essential an additional diuretic (Figures 2A and B) compared to subjects who obtained AZL-M alone. In both companions, the SBP central saw adjustments at Week 8 were maintained throughout the examination for subjects who received AZL-M alone and did not require an additional diuretic to control their blood pressure. Further decreases in central blood pressure were observed after week 10 for subjects who were supplemented with CLD (Cohort 1) or HCTZ (Cohort 2).

Overall, 64 subjects (10.4%) discontinued their test medication due to a single adverse event. Discontinuation due to AEs was increasingly mutual amongst focusses who received AZL-M without expansion of CLD or else HCTZ. In any event, this would be noted that discontinuations due to poor efficacy usually happen primary in preliminary medical trials, and in this preliminary study, altogether respondents were receiving AZL-M alone prior to week 10, when diuretics could be included. The AEs that most frequently prompted discontinuation were exhaustion (1.6% usually for the two consolidated partners), dizziness (2.7%), and brain pain (2.1%). Here remained not any arrests due to hypokalemia in the two partners and arrests due to increased creatinine remained extraordinary (n=42 [0.4%]).

**Table 2. Overview of AEs.**

Adverse event	Number (%) of subjects with event				
	AZL-M	AZL-M+CLD	AZL-M+HCTZ	AZL-M	Total (Both cohorts)
Serious AE	20 (9.3)	10 (6.8)	13 (7.1)	9 (7.3)	52 (7.8)
Any AE (>1 event)	92 (74.8)	168 (77.8)	149 (81.0)	99 (67.8)	508 (75.9)
Death	(0.1) a	0	0	0	1
Dizziness	14 (6.5)	8 (4.3)	18 (12.3)	8 (6.5)	48 (7.2)
Fatigue	31 (14.4)	22 (17.9)	22 (12.0)	21 (14.4)	96 (14.3)
Headache	10 (8.1)	20 (9.3)	18 (12.3)	18 (9.8)	66 (9.9)

**(A) Cohort 1****(B) Cohort 2****Figure 2. Mean sitting clinic DBP by research visit (observed cases).**

**DISCUSSION:**

The objective of this open-label study was to evaluate the well-being and decency of AZL-M treatment (with extension of CLD or HCTZ, if necessary) for up to 56 weeks in subjects with baseline hypertension. The mean blood pressure was 152/100 mmHg, demonstrating that these subjects (half of whom were then taking a baseline antihypertensive) were mostly suffering from systolic and diastolic hypertension [6]. Treatment with AZL-M, alone or in combination with CLD or HCTZ, as a major aspect of a target blood pressure titration approach, resulted in significant reductions in institutional blood pressure, which were maintained for up to 58 weeks. More than 33% of subjects did not require an antihypertensive medication other than AZL-M 42-83 mg added to the base regimen in order to achieve BP targets [7]. Among subjects who did not reach their targets with AZL-M alone for more than about two months, expansion of CLD or HCTZ resulted in huge progressive decreases in blood pressure. From time to time, these subjects did not exactly reach an ultimate blood pressure level similar to that of people who responded well to AZL-M (reflecting the higher blood pressure at the onset of non-response) [8]. The long-term (58 weeks) organization of AZL-M alone was very well tested, by most extensively recognized AEs being laziness, brain pain and fatigue. The wellness profile remained usually compared in subjects who needed additional treatment with CLD or HCTZ in order to attain target blood pressure [9]. The overall level of subjects who discontinued treatment owing to AEs in this review (10.4%) was stable compared to other long-term treatments, such as ARBs, although correlations were limited by contrasts in study design. For example, in a pooled study of five 14- to 26-month open-label extension investigations of irbesartan ± HCTZ ± other antihypertensive agents, 10.2% of themes finished owing to AEs throughout open-label extensions, despite the fact that 8.2% of subjects discontinued during the 8- to 26-week periods of underlying visual impairment in the preliminary studies [10].

**CONCLUSION:**

Taking all elements into account, this investigation provides a long-term understanding of the usage of AZL-M alone otherwise through the two most commonly used diuretics (CLD and HCTZ) as the major aspect of a targeted treatment technique in patients with baseline hypertension. Those outcomes reinforce excellent lasting well-being also equity profile of AZL-M, demonstrating that it improves long-term blood pressure stability. The

accessibility of FDCs, for example, AZL-M through CLD, may encourage this treatment approach.

**REFERENCES:**

1. Ravera M, Ratto E, Vettoretti S, Parodi D, Deferrari G. Prevention and treatment of diabetic nephropathy: the program for irbesartan mortality and morbidity evaluation. *J Am Soc Nephrol* 2005;16: S48–52.
2. Cheng JW. Azilsartan/chlorthalidone combination therapy for blood pressure control. *Integr Blood Press Control* 2013;6:39–48.
3. Bakris GL, Weir MR. Angiotensin-converting enzyme inhibitor-associated elevations in serum creatinine: is this a cause for concern? *Arch Intern Med* 2000;160: 685–93.
4. Thorp ML, Ditmer DG, Nash MK, et al. A study of the prevalence of significant increases in serum creatinine following angiotensin-converting enzyme inhibitor administration. *J Hum Hypertens* 2005;19:389–92.
5. Edarbyclor (azilsartan medoxomil and chlorthalidone) tablets. U.S. prescribing information. Arbor Pharmaceuticals, LLC, Atlanta, GA, USA. Jul 2014. Available at: [http://www.accessdata.fda.gov/drugsatfda\\_docs/label/2014/202331s0061bl.pdf](http://www.accessdata.fda.gov/drugsatfda_docs/label/2014/202331s0061bl.pdf) [last accessed 21 Nov 2014].
6. Shuster JE, Bleske BE, Dorsch MP. Clinical utility of azilsartanchlorthalidone fixed combination in the management of hypertension. *Vasc Health Risk Manag* 2012;8:381–7.
7. Kidney Disease Outcomes Quality Initiative (K/DOQI). K/DOQI clinical practice guidelines on hypertension and antihypertensive agents in chronic kidney disease. *Am J Kidney Dis* 2004;43: S1–290.
8. Weir MR, Bakris GL. Combination therapy with renin-angiotensinaldosterone receptor blockers for hypertension: how far have we come? *J Clin Hypertens (Greenwich)* 2008;10:146–52.
9. Edarbi (azilsartan medoxomil) tablets. U.S. prescribing information. Arbor Pharmaceuticals, LLC, Atlanta, GA, USA. Jul 2014. Available at: [http://www.accessdata.fda.gov/drugsatfda\\_docs/label/2014/200796s0061bl.pdf](http://www.accessdata.fda.gov/drugsatfda_docs/label/2014/200796s0061bl.pdf) [last accessed 13 Oct 2014].
10. Edarbi (azilsartan medoxomil) tablets. Summary of product characteristics. Takeda Pharma A/S, Taastrup, Denmark. Oct 2014. Available at: [http://www.ema.europa.eu/docs/en\\_GB/docum](http://www.ema.europa.eu/docs/en_GB/docum)

[ent\\_library/](#) EPAR\_-  
\_Product\_Information/human/002293/WC500  
119 204.pdf [last accessed 13 Oct 2014].