



CODEN [USA]: IAJ PBB

ISSN: 2349-7750

## INDO AMERICAN JOURNAL OF PHARMACEUTICAL SCIENCES

<http://doi.org/10.5281/zenodo.3613435>

Available online at: <http://www.iajps.com>

Research Article

### EVALUATE THE SUITABILITY OF TOOTH AFFLICTION (TA) MITIGATION DRUGS DURING AND AFTER THE OFFICE DENTAL DYEING METHOD

<sup>1</sup>Rimsha Fatima, <sup>2</sup>Dr. Maham Azam, <sup>3</sup>Muhammad Sadam Habib

<sup>1</sup>Sir Ganga Ram Hospital Lahore, <sup>2</sup>Tehsil Headquarter Hospital Pasrur, Sialkot, <sup>3</sup>Nishtar Hospital Multan.

**Article Received:** November 2019

**Accepted:** December 2019

**Published:** January 2020

**Abstract:**

**Background.** The research objective was to assess suitability of tooth affliction (TA) mitigation drugs through and after the office dental dyeing method.

**Types of studies reviewed.** Our current research was conducted at Jinnah Hospital, Lahore from November 2017 to May 2018. The creators chose randomized, randomized, controlled preliminaries in which examiners associated soothing medicines and fake treatment to assess the TA of dental discoloration in the office. The creators conducted an electronic tracking using PubMed, ScienceDirect and Embase. In addition, the creators consulted other websites, such as ClinicalTrials.gov, to recognize ongoing research.

**Results.** The researchers comprised 8 preliminary measured and randomized (336 grown-ups) in study. As the separate information indicates, the creators conducted the meta-examination using the proportions of chance and their 96% certainty or using the mean distinction with a provisional 96% certainty. The creators used the Cochrane Collaboration's device to assess the quality of the studies. After the evaluation, the creators considered that 7 reviews were of high caliber and that a solitary report was of low quality. The general sequelae of the evaluation procedure highlighted the non-appearance of a clinically critical impact of calming drugs.

**Aims and practical implications.** The consequences of this diagnostic procedure have shown that calming drugs do not have a medically substantial impact on the TS that happens owing to discoloration in the office. Users should deliberately consider these results, given the obstacles to this verification, for example, the small size of the examples and the heterogeneity of the surveys at certain stages of assessment procedure. The consequences of this investigative review are essential for progressive medical investigations to achieve high resolution since SC is one of maximum significant goals behind end of death cure.

**Keywords:** Tooth hypersensitivity; randomized controlled trial, anti-inflammatory drugs; in-office bleaching; meta-analysis.

**Corresponding author:**

**Rimsha Fatima,**

Sir Ganga Ram Hospital Lahore

QR code



Please cite this article in press Rimsha Fatima et al., Evaluate The Suitability Of Tooth Affliction (Ta) Mitigation Drugs During And After The Office Dental Dyeing Method., Indo Am. J. P. Sci, 2020; 07(01).

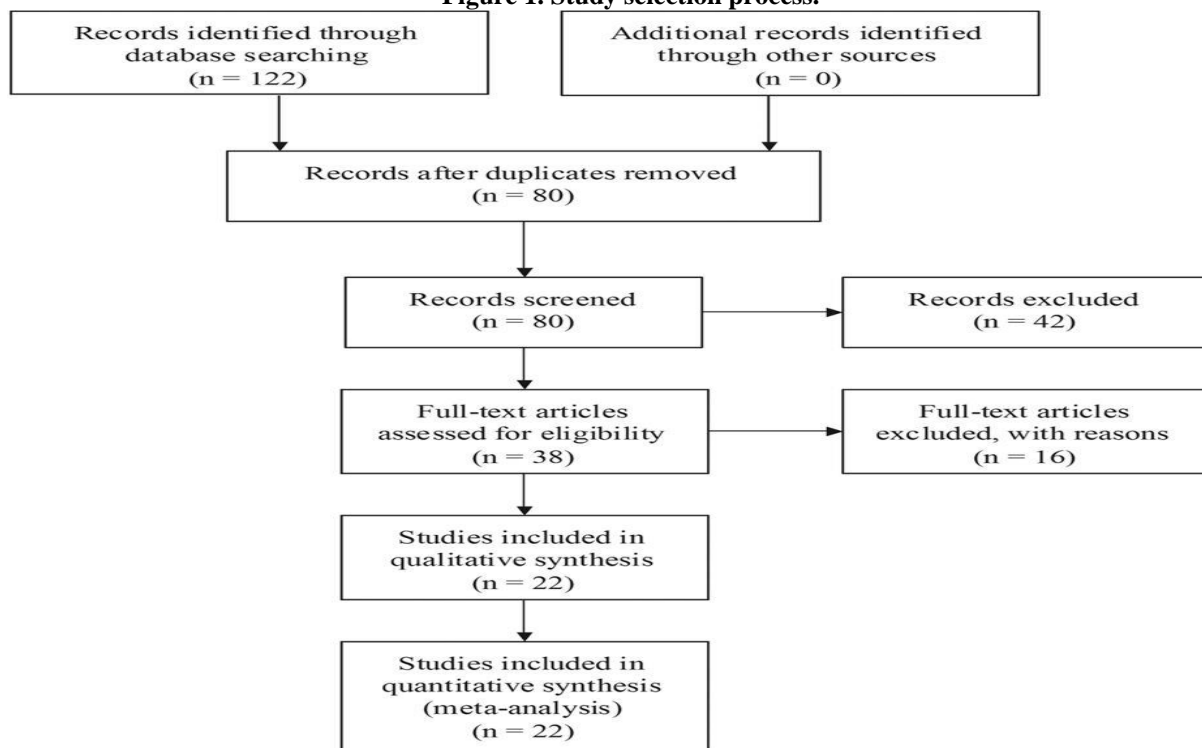
**INTRODUCTION:**

In the 21st century, individuals have been increasingly inspired by the treatment of good taste since he took on important work in personal satisfaction. The treatment of dental stains is not easy. Tooth whitening is one of several treatment techniques for dental staining. Dyeing is simpler, more and more conservative, progressively acceptable and more affordable than the various techniques. Usually, critical dental discoloration is classified as an office (expert led), home (expert distributed) or over-the-counter (self-managed) method that uses products dependent on hydrogen peroxide or carbamide peroxide. Although a home intervention is the first decision, the most appropriate strategy for essential teeth, and probably the most widely recognized technique, some patients keep a strategic distance from it for some reasons, for example, the long duration of the intervention, the duration of the system, the lack of clinical supervision and how treatment outcomes are rarely below expected outcomes. For this situation, death in the office is an appropriate elective decision since it is carried out under clinical supervision, so that this strategy is more and more pleasant and faster and the most satisfactory outcomes are found over a generally short period of time. The extreme sensitivity seems to effect from an inflammatory intervention in dental mashed potatoes

due to activity of free radicals of hydrogen peroxide which feasts through polish and dentin, then entering purge chamber. These free radicals eliminate the provocative reaction of purée by activating nociceptive sensors, causing a constant torment that may be the most recent 48 hours after methodology. To cure the current antagonistic impact produced by the irritation of mashed potatoes during dental death, many clinical analysts recommend the use of mitigating drugs. Those medications directly influence the procedure of creating an incendiary intermediate person by blocking the path of generation. Our goal in this survey remained to reply question of populace support, intercession, correlation, outcome: Could defensive oral sedatives decrease TA owing to office lightening in adults?

**METHODOLOGY:**

Our current research was conducted at Jinnah Hospital, Lahore from November 2017 to May 2018. The creators chose randomized, randomized, controlled preliminaries in which examiners compared soothing drugs and fake treatment to assess the TA of dental discoloration in the office. The researchers conducted an electronic tracking using PubMed, ScienceDirect and Embase. In addition, the creators consulted other websites, such as ClinicalTrials.gov, to recognize ongoing research.

**Figure 1. Study selection process.**

**Data sources:**

We conducted electronic survey using PubMed, ScienceDirect and Embase. As well, we consulted other websites, such as ClinicalTrials.gov, to learn about current thinking on the audit theme. Researchers conducted the electronic survey without any time or

language constraints. We used a mixture of controlled terms (Medical Subject Headings) and explicit slogans for the search technique (Box). We reviewed all references for investigations to obtain further reviews. We completed the electronic tracking on September 3, 2018.

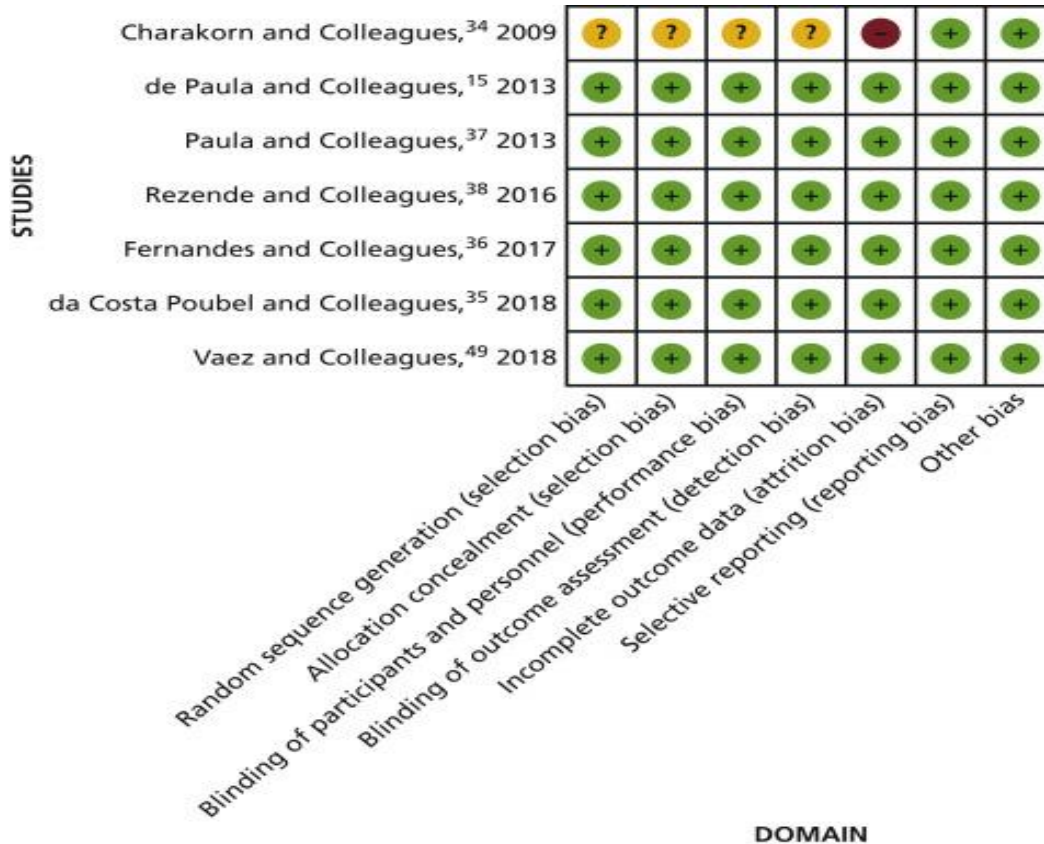


Figure 2.

**Qualification standards:**

Researchers comprised randomized controlled preliminaries, including adults, whether agents contrasted with oral mitigating drugs and false treatment for the TS causing discoloration and whether the strategy of death engaged in dental bleaching in the office through high concentration HP. We rejected the investigations for the following reasons: use of over-the-counter items or home bleaching, in vitro tests, reference group not accepting counterfeit treatment, mediation group not having a calming effect, thematic course used for the organization and review of vague information or from which this was problematic to remove necessary data.

**Study choice strategies:**

Towards the beginning of the investigation procedure, 2 of us prohibited each copy study using programming. At that time, we screened titles and works modified to prohibit intangible examinations. The next step was to review all survey messages that could be considered significant. After this selection procedure, we only included those exams that met the qualification criteria. Two of us played this methodology autonomously to assess the elements of the list and decide on the comprised tests.

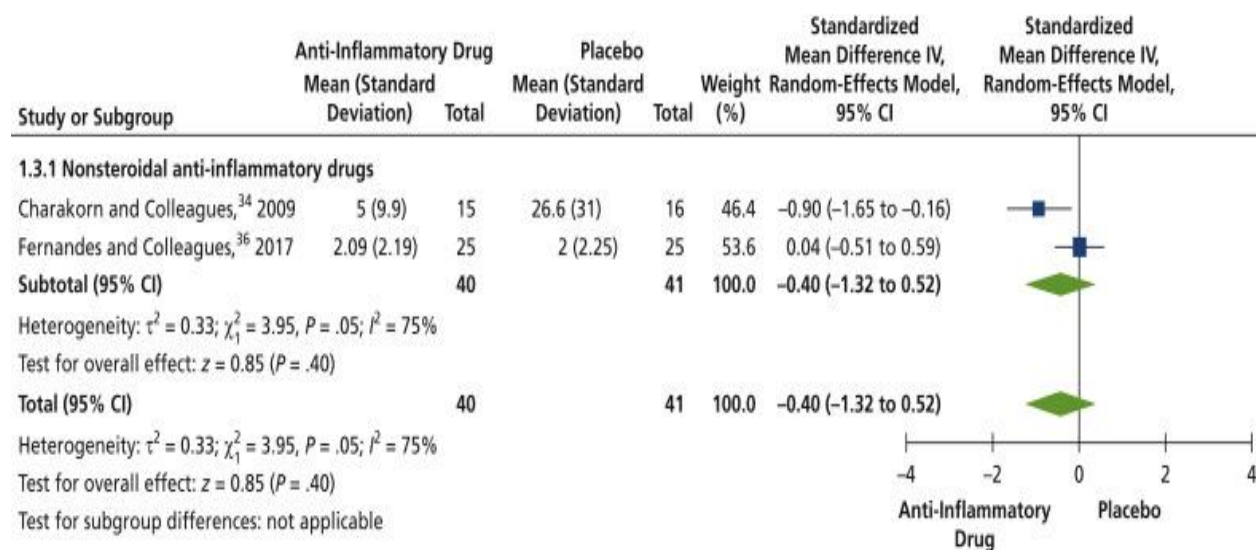


Figure 3. Forest plot of relative danger of suffering tooth sensitivity CI:

#### Information extraction:

Two of us freely removed the information. We have deleted accompanying information: creators, year of distribution, size of all examples, age, preventive convention, discoloration operator, information on the danger of meeting TS, TS force levels, and shade change assessments in mock treatments and exploration meetings.

#### Factual investigation:

We conducted a factual investigation, as indicated in the Cochrane Handbook for Systematic Reviews of Interventions. We conducted a meta-examination of the randomized controlled preliminaries to assess the viability of preventive sedative drugs to reduce TA after tooth whitening treatment. We performed all the factual tests using programming. We have grouped the information for the quantified outcome in this survey as dichotomous or incessant. The information used estimated that the general hazard of TA was dichotomous information that we condensed using a hazard proportion with a provisional certainty (CI) of 96%. Different results, for example, the TS strength levels, the direct contrast of the emotional shading unit and the distinction of target shading (DE), were non-stop information that we condensed using the mean distinction with a 96% CI. We used institutionalized mean contrast (CMS) rather than mean distinction when the included examinations had similar results estimated with various instruments.

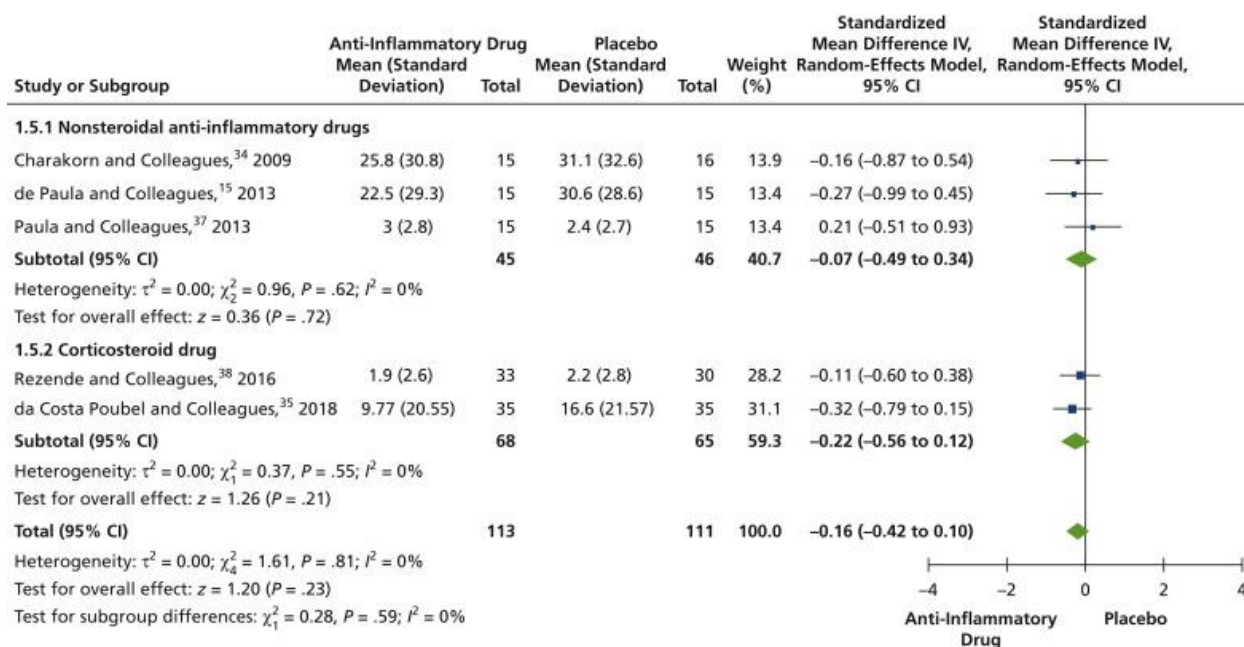
#### RESULTS:

##### Study selection:

The electronic inquiry brought about 1,583 investigations (Figure 1). The commentators rejected 1,560 investigations after the primary period of the inquiry and assessment process; hence, 17 examinations stayed for the second period of the assessment procedure as indicated by qualification criteria. The result of the subsequent stage was the acknowledgment of 8 investigations and the dismissal of 9 examinations.

##### Included investigations attributes:

We recorded the subtleties of the remembered investigations for Table 2.15,34-38,49 The included examinations were distributed by creators from the United States and Brazil 15 from 2017 through 2019. The example size for each examination ran from 18 through 39 patients who got either preventive calming medicine or a fake treatment. The all out number of patients in this meta-examination was 340 grown-ups. The consideration criteria for these investigations were patients who were 19 years or more seasoned, in great oral wellbeing, and with sans caries maxillary front teeth without rebuilding efforts. The agents revealed power levels of TS in all investigations yet with various estimation.



**Figure 4. Forest plot of change in objective color difference 1 month after bleaching:**

#### strategies:

visual simple scale (VAS), verbal rating scale (VRS), and numeric rating scale (NRS). The specialists utilized VAS for torment appraisal in every included examination. The examiners additionally utilized VRS for torment evaluation in 3 examinations. The specialists likewise utilized NRS for torment evaluation in 2 examinations. In addition, specialists in 1 investigation utilized both the VRS and NRS as extra agony appraisal. Agents in the entirety of the included examinations, aside from the investigation by Characin and associates, assessed the viability and the level of shading variety after dental blanching. These examinations' agents surveyed the emotional shading change by utilizing conceal guides (counting the Vita old style and the Vita Bleached guide 3D-MASTER [Vita Zahn Fabrik]), yet specialists in certain investigations likewise utilized a target shading change appraisal as an extra assessment with a spectrophotometer. We performed measurable examination for ponders in which the specialists led the assessment of fading prompted TS during or as long as 24 hours after dental dying or the evaluation of shading change following multi month.

#### Danger of-inclination appraisal:

One of the criteria for remembering an examination for the factual investigation was the assurance of the examination quality. We utilized the Cochrane assessment device to survey the nature of the examinations. We considered 8 of the 9 investigations that we utilized for factual examination top notch

studies, and we considered the staying 1 a low-quality investigation. We revealed the judgment for each examination in Figure 2.

#### DISCUSSION:

Our objective in this review was to conduct a specific survey and meta-survey on the adequacy of oral preventive drugs for the mitigation of TA loss following discoloration. As we have announced, tooth whitening is one of the best known strategies for the treatment of dental discoloration, and affectability after dental death remains a test for clinicians because it is considered an adverse impact of office discoloration and the most widely recognized goal behind treatment disappointment [6]. TS is a dental agony with various causes. Anyway, Haywood saw another kind of TS torment that was not caused by the urge to feel tormented [7]. This perception affirms that extreme dental sensitivity can occur in stain-free teeth without exposed dentin. In our review, despite the various components of activity and the conventional organization of the drugs tested in the included reviews, specialists used all the drugs for a common objective of being specific, to cure the torment by reducing the aggravation [8]. NSAIDs reduce torment by monitoring cyclooxygenase. The cyclooxygenase compound is a mixture of prostaglandins, which are provocative intermediates. Ultimately, NSAIDs avoid the intermediate incendiary generation to reduce or eliminate agony [9]. Calming steroids anticipate the components that trigger the flaming reaction, thus decreasing the degree of intensity of the incendiary

substance use in people in the middle on the provocative territory and reducing the incendiary signs [10].

self-satisfaction with tooth colour in a Chinese urban population. *J Oral Rehabil.* 2007;34(5):351-360.

### CONCLUSION:

The results of this review did not show a medically substantial impact of oral mitigating medicines on the decrease in TS caused by bleaching. In any case, these discoveries should be classified with caution. Similarly, excellent investigations with larger examples and the evaluation of different types of mitigating drugs should provide a satisfactory picture of the suitability of oral sedatives for the reduction in TA caused by discoloration.

### REFERENCES:

1. Haas ET, Rowland K, Gautam M. Tooth injury increases expression of the cold sensitive TRP channel TRPA1 in trigeminal neurons. *Arch Oral Biol.* 2011; 56(12):1604-1609.
2. Nummenmaa E, Hämäläinen M, Moilanen LJ, et al. Transient receptor potential ankyrin 1 (TRPA1) is functionally expressed in primary human osteoarthritic chondrocytes. *Arthritis Res Ther.* 2016;18(1):185.
3. Paulsen CE, Armache JP, Gao Y, Cheng Y, Julius D. Structure of the TRPA1 ion channel suggests regulatory mechanisms. *Nature.* 2015;520(7548):511.
4. Nilius B, Owsianik G. The transient receptor potential family of ion channels. *Genome Biol.* 2011;12(3):218.
5. de Paula E, Kossatz S, Fernandes D, Loguercio A, Reis A. Administration of ascorbic acid to prevent bleaching-induced tooth sensitivity: a randomized triple-blind clinical trial. *Oper Dent.* 2014;39(2):128-135.
6. de Souza Costa CA, Riehl H, Kina JF, Sacono NT, Hebling J. Human pulp responses to in-office tooth bleaching. *Oral Surg Oral Med Oral Pathol Oral Radiol Endod.* 2010;109(4):e59-e64.
7. Park SH, Ye L, Love RM, Farges JC, Yumoto H. Inflammation of the dental pulp. *Mediators Inflamm.* 2015; 2015:980196.
8. Wang Y, Gao J, Jiang T, Liang S, Zhou Y, Matis BA. Evaluation of the efficacy of potassium nitrate and sodium fluoride as desensitizing agents during tooth bleaching treatment: a systematic review and meta-analysis. *J Dent.* 2015;43(8):913-923.
9. Alkhatib M, Holt R, Bedi R. Prevalence of self-assessed tooth discoloration in the United Kingdom. *J Dent.* 2004;32(7):561-566.
10. Xiao J, Zhou XD, Zhu WC, Zhang B, Li JY, Xu X. The prevalence of tooth discoloration and the